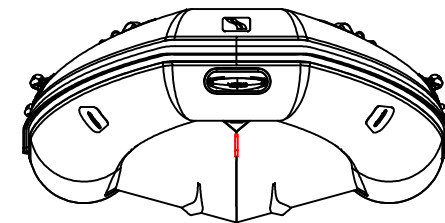
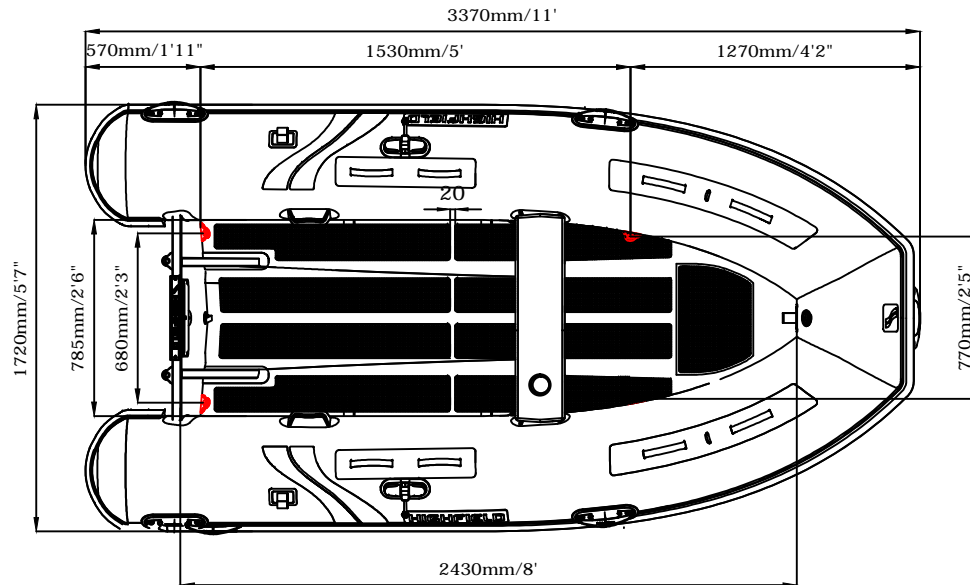
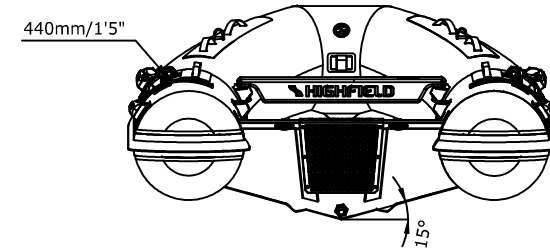



# ULTRALITE 340

# SPECIFICATIONS



SPECIFICATIONS AND MAXIMUM CAPACITIES (Subject to change without notice. Tolerances: Dimensions +/-3% Weight +/-5%)

MODEL	ISO 6185 PART	ISO 6185																Wet Weight (Approximate) 20HP (14.92KW) + Fuel							
			KG	LB	#	KG	LB	Length	KG	LB	Maximum		Maximum Speed			KG	LB	KG	LB	AIR CHAMBERS	PSI	BAR			
			KG	LB	KW	HP	KW				HP	KT	MPH	Km/h											
UL340	2	C	663	1462	5+1	450	992	S	104.5	230	14.92	20	14.92	20	/	/	/	53	117	164.8	363	3	3.63	0.25	

Weight: Boat only, not including molded seat, oars and other accessories.