
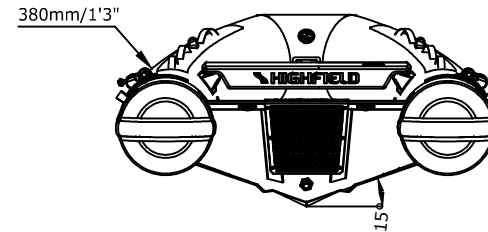


# ULTRALITE 290

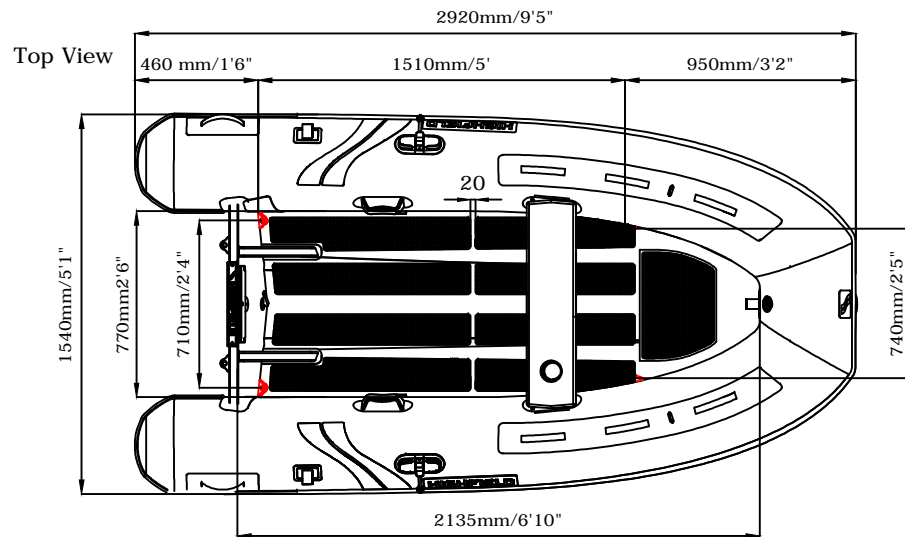
# SPECIFICATIONS



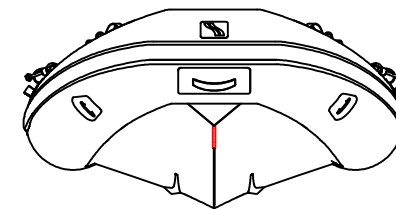
Side View



Rear View



Top View



Front View

SPECIFICATIONS AND MAXIMUM CAPACITIES (Subject to change without notice. Tolerances: Dimensions +/-3% Weight +/-5%)

MODEL	ISO 6185 PART	ISO 6185															Wet Weight (Approximate) 10HP (7.46KW) + Fuel							
			KG	LB	#	KG	LB	Length	KG	LB	Maximum		Speed			KG	LB	AIR CHAMBERS		PSI	BAR			
UL290	2	C	375	827	4	300	661	S	60	132	7.46	10	7.46	10	/	/	/	39	86	106.3	234	3	3.63	0.25

Weight: Boat only, not including molded seat, oars and other accessories.