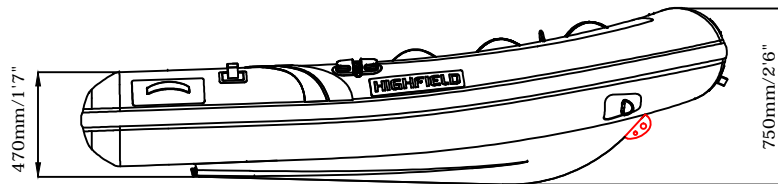
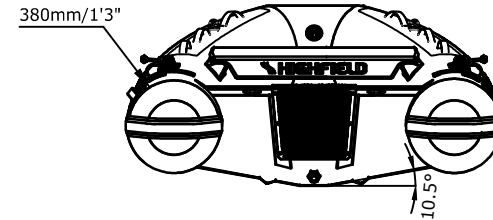


# ULTRALITE 260

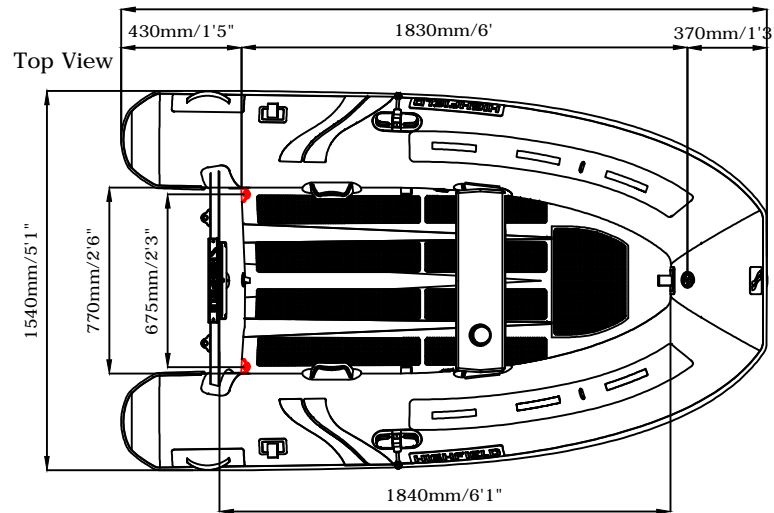
# SPECIFICATIONS



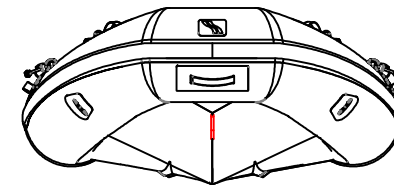
Side View



Rear View



Top View



Front View

SPECIFICATIONS AND MAXIMUM CAPACITIES (Subject to change without notice. Tolerances: Dimensions +/-3% Weight +/-5%)

MODEL	ISO 6185 PART	ISO 6185																	Wet Weight (Approximate) 6HP (4.48KW) + Fuel					
			KG	LB	#	KG	LB	Length	KG	LB	Maximum		Recommended			Maximum Speed			KG	LB		AIR CHAMBERS	PSI	BAR
UL260	1	C	340	750	3+1	225	496	S	40.9	90	4.48	6	4.48	6	/	/	/	32	70	80.2	177	3	3.63	0.25

Weight: Boat only, not including molded seat, oars and other accessories.