
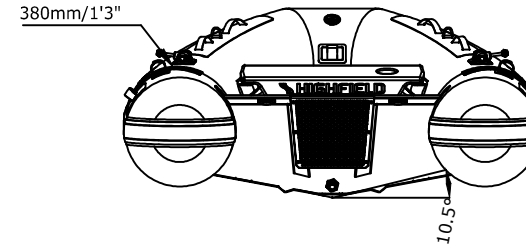


ULTRALITE 240

SPECIFICATIONS

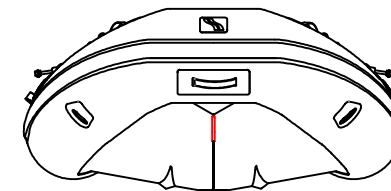
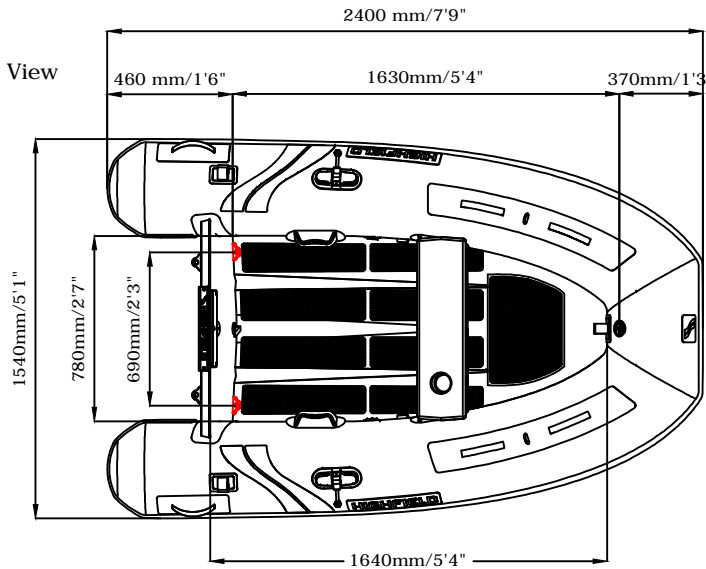


Side View



Rear View

Top View



Front View

SPECIFICATIONS AND MAXIMUM CAPACITIES (Subject to change without notice. Tolerances: Dimensions +/-3% Weight +/-5%)

MODEL	ISO 6185 PART	ISO 6185																		Wet Weight (Approximate) 5HP (3.73KW) + Fuel				
			KG	LB	#	KG	LB	Length	KG	LB	Maximum Speed		Maximum Speed			KG	LB	AIR CHAMBERS	PSI			BAR		
												Maximum	Recommended	Maximum Speed	KT	MPH	Km/h							
UL240	/	/	290	639	3	225	496	S	40.9	90	3.73	5	3.73	5	/	/	/	30	66	78.2	172	3	3.63	0.25

Weight: Boat only, not including molded seat, oars and other accessories.